

**2009 National City/KHSAA Boys' State 16 - Game Box Score**

**Shelby Valley Wildcats vs. Elliott County Lions**

**Date: 03/20/2009 Time: 8:37 pm Site: Rupp Arena-Lexington, KY Attendance: 20,707**

**Visitors: Elliott County Lions**

##	Name	P	FG	3 Pt	FT	PTS	ORB	DRB	TR	PF	AST	TO	BS	ST	MIN
1	* Ethan Faulkner		3/7	1/1	13/14	20	2	6	8	4	6	7	0	0	31:25
2	* Evan Faulkner		4/10	0/2	5/6	13	2	9	11	4	4	1	0	0	32:00
3	* Chris Knipp		3/7	2/4	3/10	11	0	3	3	4	0	3	0	0	28:20
4	* Jonathan Ferguson		4/14	3/10	5/5	16	0	5	5	3	0	1	0	0	32:00
5	Jonathan Morgan		0/1	0/1	0/0	0	0	0	0	1	0	0	0	1	3:01
10	Craig Faulkner		0/0	0/0	0/0	0	0	0	0	0	0	0	0	0	DNP
12	Nick Lewis		0/0	0/0	0/0	0	0	0	0	0	0	0	0	0	DNP
20	Daniel Fraley		0/0	0/0	0/0	0	0	0	0	0	0	0	0	0	DNP
21	* Timmy Knipp		5/9	2/4	3/5	15	1	9	10	3	0	1	4	1	29:56
25	Ceith Griffith		0/0	0/0	0/0	0	0	0	0	0	0	0	0	0	DNP
30	Seth Dickerson		0/0	0/0	0/0	0	0	0	0	0	0	0	0	0	DNP
34	Jared Flannery		0/0	0/0	0/0	0	0	0	0	0	0	0	0	0	0:35
40	Jacob Ison		0/0	0/0	0/0	0	0	0	0	0	0	0	0	0	2:43
	Team						1	6	7						
	<b>Totals</b>		<b>19/48</b>	<b>8/22</b>	<b>29/40</b>	<b>75</b>	<b>6</b>	<b>38</b>	<b>44</b>	<b>19</b>	<b>10</b>	<b>13</b>	<b>4</b>	<b>2</b>	<b>160</b>
	<b>Total FG</b>		1st Half	10/25	40.0%	2nd Half	9/23	39.1%	Game	19/48	39.6%				
	<b>3 PT FG</b>		1st Half	5/14	35.7%	2nd Half	3/8	37.5%	Game	8/22	36.4%				
	<b>Free Throws</b>		1st Half	4/4	100%	2nd Half	25/36	69.4%	Game	29/40	72.5%				

**Home: Shelby Valley Wildcats**

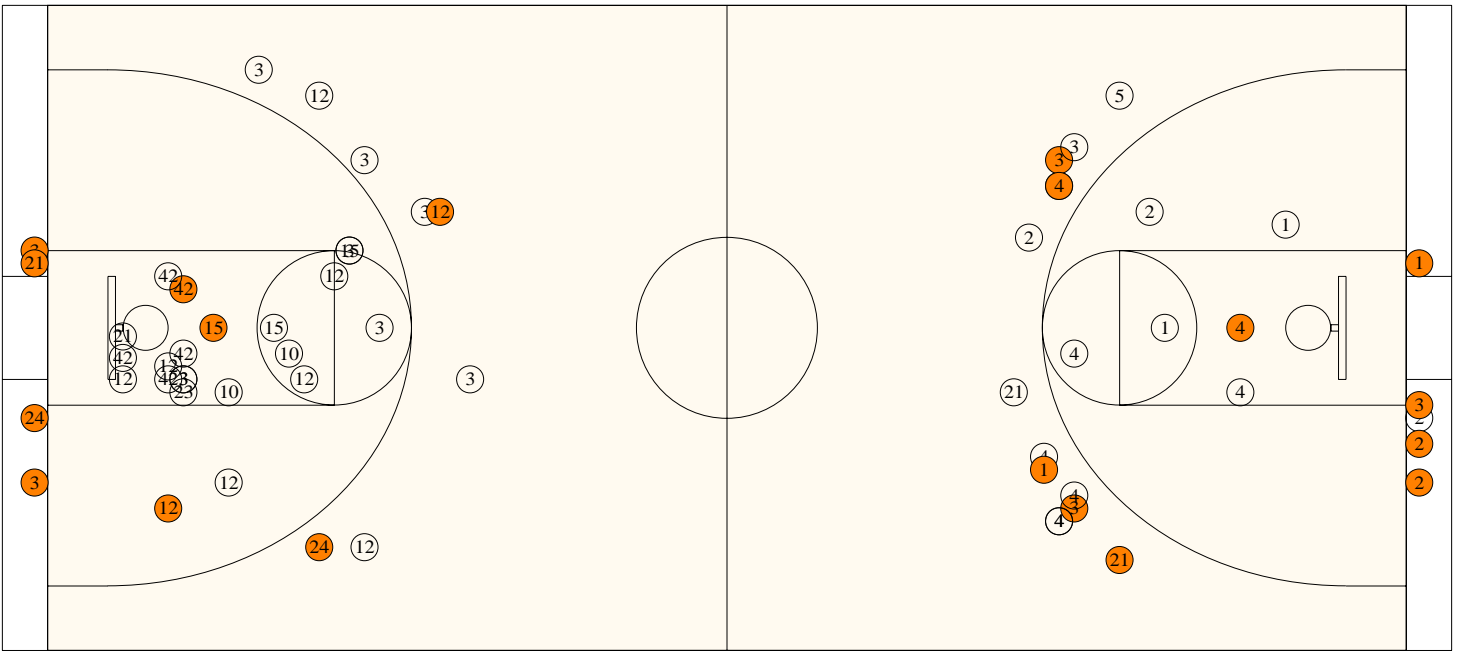
##	Name	P	FG	3 Pt	FT	PTS	ORB	DRB	TR	PF	AST	TO	BS	ST	MIN
2	Jacob Robinson		0/0	0/0	0/0	0	0	0	0	0	0	0	0	0	DNP
3	* Elisha Justice		9/28	3/12	4/5	25	1	6	7	3	4	2	0	1	32:00
5	Logan Lucas		0/0	0/0	0/0	0	0	0	0	0	0	0	0	0	0:12
10	* Logan Bryant		2/7	0/1	3/6	7	3	7	10	5	0	6	1	1	24:01
12	* Ashley Hatfield		3/16	2/6	3/3	11	2	1	3	4	1	0	0	1	20:18
15	* Taylor Newsome		2/5	0/0	2/2	6	5	10	15	4	3	1	0	0	23:31
21	Cody Varney		2/3	0/0	0/2	4	2	0	2	5	2	0	0	1	7:46
22	Rusty Roberts		0/0	0/0	0/0	0	0	0	0	0	0	0	0	0	DNP
23	* Devan Adams		0/1	0/0	0/0	0	0	2	2	2	0	0	0	0	8:59
24	Tyler Newsome		5/8	3/5	1/1	14	1	0	1	3	1	0	1	1	22:47
32	Trey Roberts		0/0	0/0	0/0	0	0	0	0	0	0	0	0	0	DNP
40	Dillon Tackett		0/0	0/0	0/0	0	0	0	0	0	0	0	0	0	DNP
42	Curby Tackett		1/5	0/0	0/2	2	1	1	2	4	1	0	0	1	20:26
20	Jonathan Berger		0/0	0/0	0/0	0	0	0	0	0	0	0	0	0	DNP
33	Christian Bartley		0/0	0/0	0/0	0	0	0	0	0	0	0	0	0	DNP
	Team						0	1	1						
	<b>Totals</b>		<b>24/73</b>	<b>8/24</b>	<b>13/21</b>	<b>69</b>	<b>15</b>	<b>28</b>	<b>43</b>	<b>30</b>	<b>12</b>	<b>9</b>	<b>2</b>	<b>6</b>	<b>160</b>
	<b>Total FG</b>		1st Half	9/34	26.5%	2nd Half	15/39	38.5%	Game	24/73	32.9%				
	<b>3 PT FG</b>		1st Half	2/8	25.0%	2nd Half	6/16	37.5%	Game	8/24	33.3%				
	<b>Free Throws</b>		1st Half	2/6	33.3%	2nd Half	11/15	73.3%	Game	13/21	61.9%				

	ELL	SV	ELL	SV	ELL	SV		
Free Throw Pts	29	13	3Pt Points	24	24	Pts/Possession	1.01	0.91
Pts off Turnovers	6	9	2nd Chance Points	8	9	Pts off Bench	0	20
Total Rebounds	44	43	Team Rebounds	7	1	Dead Ball Reb	5	4
Off Rebound %	17.6	28.3	Def Rebound %	71.7	82.4	Total Rebound %	50.6	49.4
3Pt Efficiency	+8.2	+11.6	Def. Stops	47	41	Pts/Shot	1.10	0.83
Technical Fouls	ELL	None						
	SV	None						
Officials	Kevin Driver, Tim O'Hara, Mark Howell							

	Qtr 1	Qtr 2	Qtr 3	Qtr 4	OT 1	OT 2	OT 3	OT 4	Total
<b>Elliott County Lions</b>	16	13	21	25	0	0	0	0	<b>75</b>
<b>Shelby Valley Wildcats</b>	11	11	24	23	0	0	0	0	<b>69</b>

**Largest Lead** SV 48 ELL 58 (10 pts) **Lead Changes** 2 **Number of Ties** 3  
**Comments:** None

**FIRST HALF**



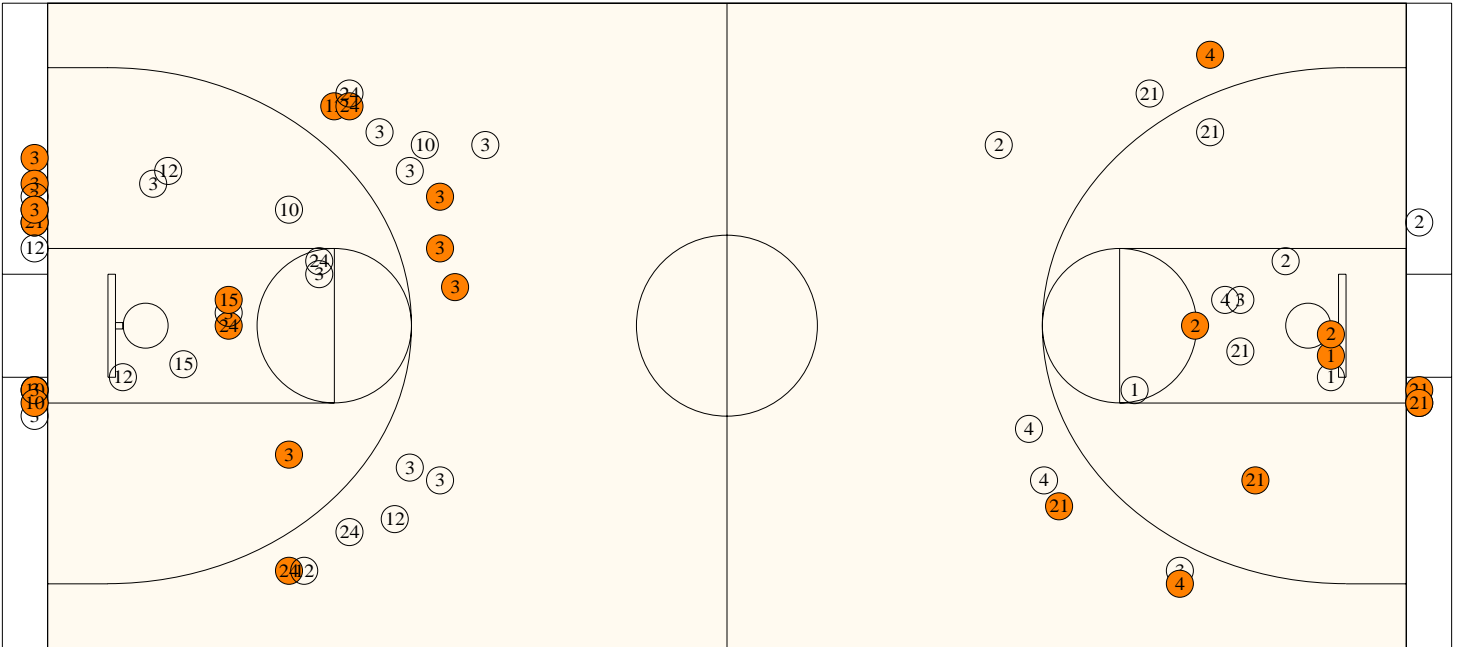
**Shelby Valley**

Shooting	Pts	Pts
2FG 7/26 (26.9%)	14	Pts/Shot 0.59
3FG 2/8 (25.0%)	6	2nd Eff Pts 2
TFG 9/34 (26.5%)		Pts off TO's 4
FT 2/6 (33.3%)	2	3Pt Eff +7.1
Scoring Distribution: 2FG 63.6% 3FG 27.3% FT 9.1%		

**Elliott County**

Shooting	Pts	Pts
2FG 5/11 (45.5%)	10	Pts/Shot 1.07
3FG 5/14 (35.7%)	15	2nd Eff Pts 3
TFG 10/25 (40.0%)		Pts off TO's 3
FT 4/4 (100%)	4	3Pt Eff +5.4
Scoring Distribution: 2FG 34.5% 3FG 51.7% FT 13.8%		

**SECOND HALF**

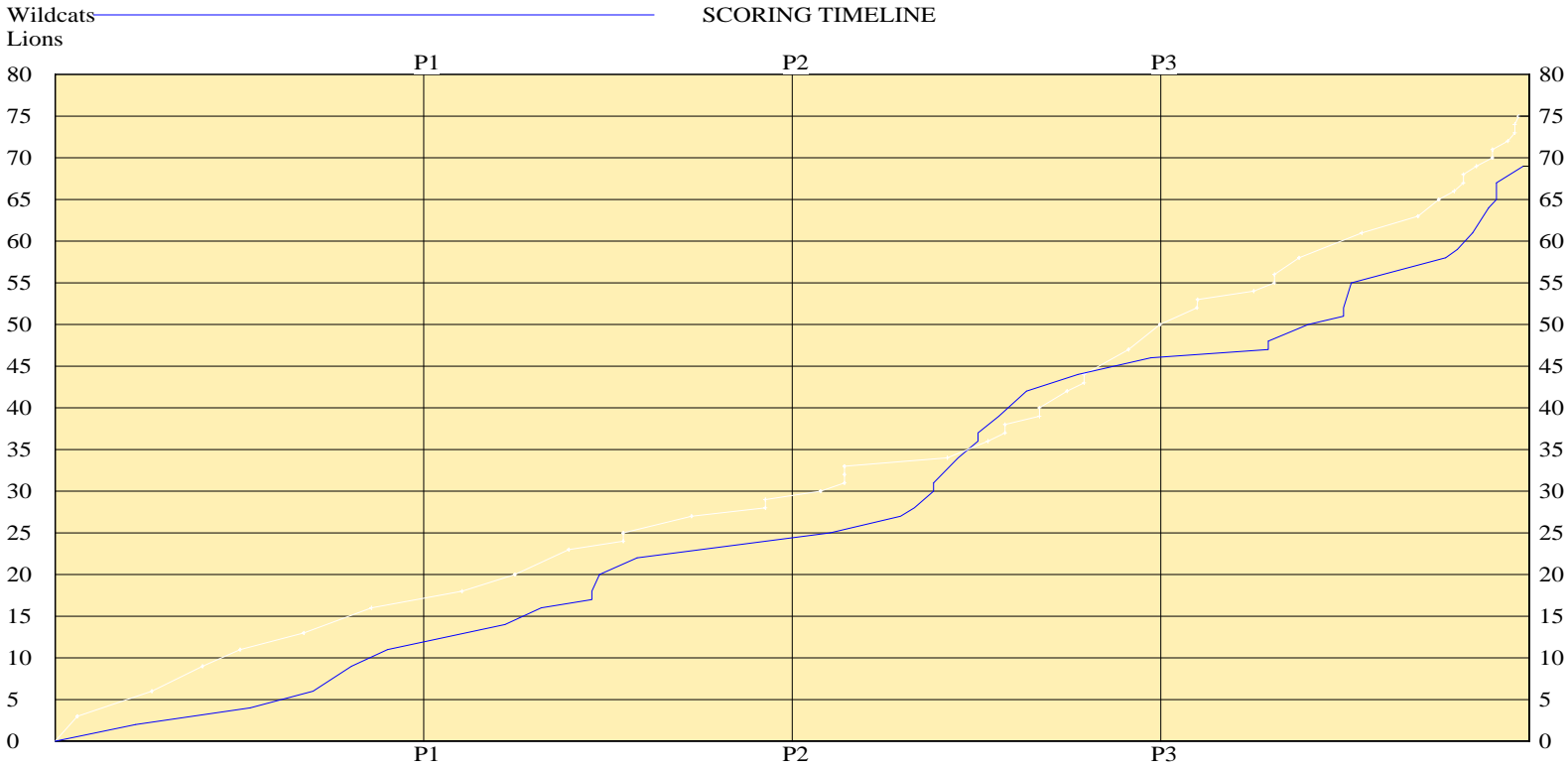
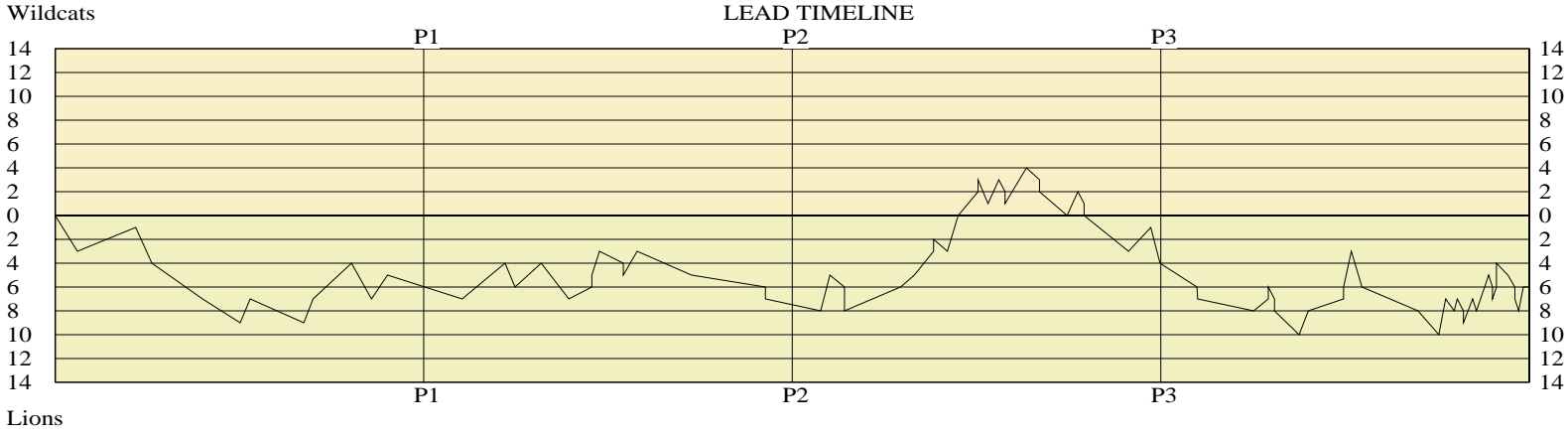


**Shelby Valley**

2FG 9/23 (39.1%)	18	Pts/Shot 1.02
3FG 6/16 (37.5%)	18	2nd Eff Pts 7
TFG 15/39 (38.5%)		Pts off TO's 5
FT 11/15 (73.3%)	11	3Pt Eff +11.4
Scoring Distribution: 2FG 38.3% 3FG 38.3% FT 23.4%		

**Elliott County**

2FG 6/15 (40.0%)	12	Pts/Shot 1.12
3FG 3/8 (37.5%)	9	2nd Eff Pts 5
TFG 9/23 (39.1%)		Pts off TO's 3
FT 25/36 (69.4%)	25	3Pt Eff +10.8
Scoring Distribution: 2FG 26.1% 3FG 19.6% FT 54.3%		



Largest Lead SV 48 ELL 58 (10 pts) Lead Changes 2 Number of Ties 3

**2009 National City/KHSAA Boys' Sweet 16 - Play by Play Report - Scoring Only (pg 1)**  
**Shelby Valley Wildcats vs. Elliott County Lions**  
**Date: 03/20/2009 Time: 8:37 pm Site: Rupp Arena-Lexington, KY Attendance: 20,707**

Name	Action	Action	Score	Clock	Diff	Name	Action	Action
			0-3	1	7:31 -3 (L1)	C Knipp	3Pt Made	E Faulkner Assist
A Hatfield	FG Made		2-3	1	6:15 -1			
			2-6	1	5:54 -4	C Knipp	3Pt Made	E Faulkner Assist
			2-9	1	4:48 -7	T Knipp	3Pt Made	E Faulkner Assist
			2-11	1	3:59 -9	J Ferguson	FG Made	
E Justice	Layup Made		4-11	1	3:46 -7			
			4-13	1	2:36 -9	E Faulkner	Layup Made	E Faulkner Assist
C Varney	Layup Made	E Justice Assist	6-13	1	2:24 -7			
A Hatfield	3Pt Made		9-13	1	1:34 -4			
			9-16	1	1:08 -7	E Faulkner	3Pt Made	E Faulkner Assist
C Tackett	FG Made	T Newsome Assist	11-16	1	0:47 -5			

**End of Period Summary Wildcats 11 Lions 16**

<b>Largest Lead: Wildcats 2 Lions 11 (9 pts)</b>	<b>Lead Changes: 1 Ties: 0</b>
<b>Lead in Period: Wildcats 2 Lions 11 (9 pts)</b>	<b>Lead Changes: 0 Ties: 0 (this period)</b>
<b>2 for 3 oppo pts</b>	<b>2 for 0 oppo pts</b>
<b>6 for 0 pts</b>	<b>1 for 3 pts</b>
<b>5/20 for 25.0 %</b>	<b>6/14 for 42.9 %</b>
<b>0/1 for 0.00 %</b>	<b>0/0 for 0.00 %</b>
<b>Turnovers</b>	
<b>2nd Chances</b>	
<b>Field Goals</b>	
<b>Free Throws</b>	

			11-18	2	7:10 -7	C Knipp	Layup Made	
T Newsome	3Pt Made	E Justice Assist	14-18	2	6:14 -4			
			14-20	2	6:01 -6	E Faulkner	Layup Made	
T Newsome	Layup Made	T Newsome Assist	16-20	2	5:27 -4			
			16-23	2	4:51 -7	J Ferguson	3Pt Made	E Faulkner Assist
L Bryant	FT Made		17-23	2	4:21 -6			
L Bryant	FT Made		18-23	2	4:21 -5			
E Justice	Layup Made	T Newsome Assist	20-23	2	4:11 -3			
			20-24	2	3:40 -4	E Faulkner	FT Made	
			20-25	2	3:40 -5	E Faulkner	FT Made	
T Newsome	FG Made	A Hatfield Assist	22-25	2	3:22 -3			
			22-27	2	2:11 -5	E Faulkner	Layup Made	
			22-28	2	0:35 -6	J Ferguson	FT Made	
			22-29	2	0:35 -7	J Ferguson	FT Made	

**End of Period Summary Wildcats 22 Lions 29**

<b>Largest Lead: Wildcats 2 Lions 11 (9 pts)</b>	<b>Lead Changes: 1 Ties: 0</b>
<b>Lead in Period: Wildcats 11 Lions 18 (7 pts)</b>	<b>Lead Changes: 0 Ties: 0 (this period)</b>
<b>3 for 0 oppo pts</b>	<b>5 for 4 oppo pts</b>
<b>2 for 2 pts</b>	<b>1 for 0 pts</b>
<b>4/14 for 28.6 %</b>	<b>4/11 for 36.4 %</b>
<b>2/5 for 40.0 %</b>	<b>4/4 for 100 %</b>
<b>Turnovers</b>	
<b>2nd Chances</b>	
<b>Field Goals</b>	
<b>Free Throws</b>	

C Tackett	Personal Foul		22-30	3	7:23 -8	T Knipp	FT Made	
A Hatfield	3Pt Made	E Justice Assist	25-30	3	7:11 -5			
A Hatfield	Personal Foul		25-31	3	6:52 -6	J Ferguson	FT Made	
			25-32	3	6:52 -7	J Ferguson	FT Made	
			25-33	3	6:52 -8	J Ferguson	FT Made	
L Bryant	Layup Made		27-33	3	5:39 -6			
L Bryant	FT Made		28-33	3	5:21 -5			
E Justice	Layup Made		30-33	3	4:56 -3			

**2009 National City/KHSAA Boys' Sweet 16 - Play by Play Report - Scoring Only (pg 2)**  
**Shelby Valley Wildcats vs. Elliott County Lions**  
**Date: 03/20/2009 Time: 8:37 pm Site: Rupp Arena-Lexington, KY Attendance: 20,707**

Name	Action	Action	Score	Clock	Diff	Name	Action	Action
E Justice	FT Made		31-33	3 4:56	-2	E Faulkner	Personal Foul	
			31-34	3 4:38	-3	T Knipp	FT Made	
E Justice	3Pt Made	T Newsome Assist	34-34	3 4:24	(T1)			
T Newsome	FG Made		36-34	3 3:58	+2 (L2)			
T Newsome	FT Made		37-34	3 3:58	+3	J Ferguson	Personal Foul	
			37-36	3 3:45	+1	T Knipp	Layup Made	
E Justice	FG Made		39-36	3 3:31	+3			
			39-37	3 3:23	+2	E Faulkner	FT Made	
			39-38	3 3:23	+1	E Faulkner	FT Made	
T Newsome	3Pt Made	C Varney Assist	42-38	3 2:55	+4			
T Newsome	Personal Foul		42-39	3 2:38	+3	E Faulkner	FT Made	
			42-40	3 2:38	+2	E Faulkner	FT Made	
			42-42	3 2:02	(T2)	T Knipp	FG Made	E Faulkner Assist
C Varney	Layup Made		44-42	3 1:48	+2			
			44-43	3 1:40	+1	E Faulkner	FT Made	
			44-44	3 1:40	(T3)	E Faulkner	FT Made	
			44-47	3 0:42	-3 (L3)	J Ferguson	3Pt Made	E Faulkner Assist
E Justice	Layup Made		46-47	3 0:13	-1			
			46-50	3 0:01	-4	T Knipp	3Pt Made	E Faulkner Assist

**End of Period Summary Wildcats 46 Lions 50**

**Largest Lead: Wildcats 2 Lions 11 (9 pts)**  
**Lead in Period: Wildcats 22 Lions 30 (8 pts)**  
**2 for 1 oppo pts**  
**1 for 0 pts**  
**9/18 for 50.0 %**  
**3/4 for 75.0 %**

**Turnovers**  
**2nd Chances**  
**Field Goals**  
**Free Throws**

**Lead Changes: 3 Ties: 3**  
**Lead Changes: 2 Ties: 3 (this period)**  
**3 for 0 oppo pts**  
**1 for 1 pts**  
**4/13 for 30.8 %**  
**11/13 for 84.6 %**

			46-52	4 7:13	-6	T Knipp	Layup Made	
C Tackett	Personal Foul		46-53	4 7:12	-7	T Knipp	FT Made	
			46-54	4 5:59	-8	C Knipp	FT Made	
T Newsome	FT Made		47-54	4 5:40	-7	E Faulkner	Personal Foul	
T Newsome	FT Made		48-54	4 5:40	-6			
			48-55	4 5:32	-7	E Faulkner	FT Made	
			48-56	4 5:32	-8	E Faulkner	FT Made	
			48-58	4 5:00	-10	E Faulkner	Putback Made	
T Newsome	FG Made	E Justice Assist	50-58	4 4:48	-8			
E Justice	FT Made		51-58	4 4:02	-7			
E Justice	FT Made		52-58	4 4:02	-6			
E Justice	3Pt Made	C Tackett Assist	55-58	4 3:52	-3			
			55-61	4 3:38	-6	J Ferguson	3Pt Made	E Faulkner Assist
			55-63	4 2:25	-8	E Faulkner	Putback Made	
			55-65	4 1:58	-10	E Faulkner	FG Made	
E Justice	3Pt Made		58-65	4 1:49	-7			
			58-66	4 1:38	-8	C Knipp	FT Made	
E Justice	FT Made		59-66	4 1:34	-7			
			59-67	4 1:26	-8	E Faulkner	FT Made	
			59-68	4 1:26	-9	E Faulkner	FT Made	
L Bryant	Layup Made		61-68	4 1:14	-7			
			61-69	4 1:09	-8	E Faulkner	FT Made	
T Newsome	3Pt Made	C Varney Assist	64-69	4 0:53	-5			
			64-70	4 0:48	-6	E Faulkner	FT Made	

**OFFICIAL BASKETBALL BOX SCORE**  
Elliott County Lions vs Shelby Valley Wildcats

03/20/2009 8:37 pm  
Final Box Score

Rupp Arena  
Lexington, KY

No.	Elliott County Lions	Total FG		3-point		Free throw		Rebounds			F	TP	A	TO	BLK	STL	MIN
		FG	FGA	FG	FGA	FT	FTA	Off	Def	Tot							
1	Ethan Faulkner	3	7	1	1	13	14	2	6	8	4	20	6	7	0	0	31:25
2	Evan Faulkner	4	10	0	2	5	6	2	9	11	4	13	4	1	0	0	32:00
3	Chris Knipp	3	7	2	4	3	10	0	3	3	4	11	0	3	0	0	28:20
4	Jonathan Ferguson	4	14	3	10	5	5	0	5	5	3	16	0	1	0	0	32:00
5	Jonathan Morgan	0	1	0	1	0	0	0	0	0	1	0	0	0	0	1	3:01
21	Timmy Knipp	5	9	2	4	3	5	1	9	10	3	15	0	1	4	1	29:56
40	Jacob Ison	0	0	0	0	0	0	0	0	0	0	0	0	0	0	0	2:43
34	Jared Flannery	0	0	0	0	0	0	0	0	0	0	0	0	0	0	0	0:35
10	Craig Faulkner	0	0	0	0	0	0	0	0	0	0	0	0	0	0	0	DNP
12	Nick Lewis	0	0	0	0	0	0	0	0	0	0	0	0	0	0	0	DNP
20	Daniel Fraley	0	0	0	0	0	0	0	0	0	0	0	0	0	0	0	DNP
25	Ceith Griffith	0	0	0	0	0	0	0	0	0	0	0	0	0	0	0	DNP
30	Seth Dickerson	0	0	0	0	0	0	0	0	0	0	0	0	0	0	0	DNP
<b>Team (Included in Totals)</b>								<b>1</b>	<b>6</b>	<b>7</b>							<b>0</b>
<b>Totals</b>		<b>19</b>	<b>48</b>	<b>8</b>	<b>22</b>	<b>29</b>	<b>40</b>	<b>6</b>	<b>38</b>	<b>44</b>	<b>19</b>	<b>75</b>	<b>10</b>	<b>13</b>	<b>4</b>	<b>2</b>	<b>160</b>
Total FG%: 1st half 10 - 25 (40.0%) 2nd half 9 - 23 (39.1%) Game 19 - 48 (39.6%)												Deadball rebounds					
3Pt FG%: 1st half 5 - 14 (35.7%) 2nd half 3 - 8 (37.5%) Game 8 - 22 (36.4%)												5					
FT%: 1st half 4 - 4 (100%) 2nd half 25 - 36 (69.4%) Game 29 - 40 (72.5%)																	

No.	Shelby Valley Wildcats	Total FG		3-point		Free throw		Rebounds			F	TP	A	TO	BLK	STL	MIN
		FG	FGA	FG	FGA	FT	FTA	Off	Def	Tot							
2	Jacob Robinson	0	0	0	0	0	0	0	0	0	0	0	0	0	0	0	DNP
3	Elisha Justice	9	28	3	12	4	5	1	6	7	3	25	4	2	0	1	32:00
5	Logan Lucas	0	0	0	0	0	0	0	0	0	0	0	0	0	0	0	0:12
10	Logan Bryant	2	7	0	1	3	6	3	7	10	5	7	0	6	1	1	24:01
12	Ashley Hatfield	3	16	2	6	3	3	2	1	3	4	11	1	0	0	1	20:18
15	Taylor Newsome	2	5	0	0	2	2	5	10	15	4	6	3	1	0	0	23:31
24	Tyler Newsome	5	8	3	5	1	1	1	0	1	3	14	1	0	1	1	22:47
42	Curby Tackett	1	5	0	0	0	2	1	1	2	4	2	1	0	0	1	20:26
23	Devan Adams	0	1	0	0	0	0	0	2	2	2	0	0	0	0	0	8:59
21	Cody Varney	2	3	0	0	0	2	2	0	2	5	4	2	0	0	1	7:46
22	Rusty Roberts	0	0	0	0	0	0	0	0	0	0	0	0	0	0	0	DNP
32	Trey Roberts	0	0	0	0	0	0	0	0	0	0	0	0	0	0	0	DNP
40	Dillon Tackett	0	0	0	0	0	0	0	0	0	0	0	0	0	0	0	DNP
20	Jonathan Berger	0	0	0	0	0	0	0	0	0	0	0	0	0	0	0	DNP
33	Christian Bartley	0	0	0	0	0	0	0	0	0	0	0	0	0	0	0	DNP
<b>Team (Included in Totals)</b>								<b>0</b>	<b>1</b>	<b>1</b>							<b>0</b>
<b>Totals</b>		<b>24</b>	<b>73</b>	<b>8</b>	<b>24</b>	<b>13</b>	<b>21</b>	<b>15</b>	<b>28</b>	<b>43</b>	<b>30</b>	<b>69</b>	<b>12</b>	<b>9</b>	<b>2</b>	<b>6</b>	<b>160</b>
Total FG%: 1st half 9 - 34 (26.5%) 2nd half 15 - 39 (38.5%) Game 24 - 73 (32.9%)												Deadball rebounds					
3Pt FG%: 1st half 2 - 8 (25.0%) 2nd half 6 - 16 (37.5%) Game 8 - 24 (33.3%)												4					
FT%: 1st half 2 - 6 (33.3%) 2nd half 11 - 15 (73.3%) Game 13 - 21 (61.9%)																	

Technical Fouls: None

Attendance: 20,707

Officials: Kevin Driver, Tim O'Hara, Mark Howell

Score by Period	1st	2nd	3rd	4th	Final	Record	Overall	Conf
Elliott County Lions	16	13	21	25	75	Lions		
Shelby Valley Wildcats	11	11	24	23	69	Wildcats		

	<b>Wildcats Lions</b>		<b>Wildcats Lions</b>		<b>Wildcats Lions</b>			
Points off Turnovers	9	6	Second Effort Points	9	8	Bench Points	20	0
Points in the Paint	24	20	3 Point Points	24	24	Free Throw Points	13	29
3pt Efficiency	+11.6	+8.2	Points/Shot	0.83	1.10	Defensive Stops	41	47
Largest Lead	48	58 (10 pts)	Lead Changes	2		Number of Ties	3	

Game comments: None